

INSTALLATION INSTRUCTIONS

Mackie Master Fader App V5.2 for Android 32-bit OS devices • August 2022

Introduction

These installation instructions describe where and how to download and install the Mackie Master Fader V5.2 app onto an Android 32-bit OS device. Users with non-32-bit OS Android devices may download and install the app directly from the Play Store.

NOTE: If you try to download and install the Master Fader V5.2 app to a 32-bit OS Android device from the Play Store, you will be greeted with the following error message, so please follow the instructions listed on the right instead:

▲ Your device isn't compatible with this version.

ⓘ This app may not be optimised for your device



We strongly suggest reading and reviewing the latest Release Notes document, as well. There are some very important suggestions and other notes that could prove to be useful.

System Requirements

- Android: v6.0 or higher required
(requires the link on the following page to install)

Supported Devices

- DL16S
- DL32S
- DL32R
- DL1608
- DL806

Master Fader V5.2 Download and Installation Instructions

1. Before downloading the link, you will need to change the settings to allow your device to install unknown apps. Every Android phone works a little bit differently, so the best way to find the exact location is to open Settings, then type "unknown" in the search bar. This should take you straight there.

For reference, on a Google Pixel phone, you would go to: Settings > Apps & notifications > Advanced > Special app access > Install unknown apps > web browser > Allow from this source = ON

← Install unknown apps 🔍 ⓘ



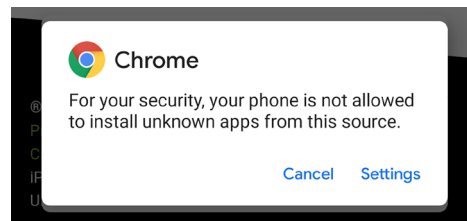
Chrome
75.0.3770.143

Allow from this source



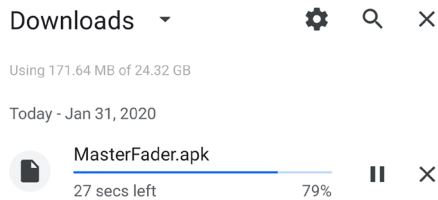
Your phone and personal data are more vulnerable to attack by unknown apps. By installing apps from this source, you agree that you are responsible for any damage to your phone or loss of data that may result from their use.

NOTE: If you try to download and install the Master Fader V5.2 app without first changing the settings listed above, you will be greeted with the following message. From here, though, you may tap 'Settings' and follow the on-screen prompts to enable installing an app from an unknown source:

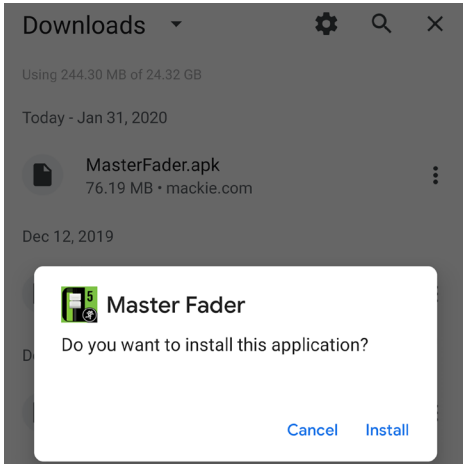


2. The V5.2 Master Fader app for an Android 32-bit OS device may be downloaded and installed directly from the device here: https://mackie.com/img/file_resources/MasterFader.apk

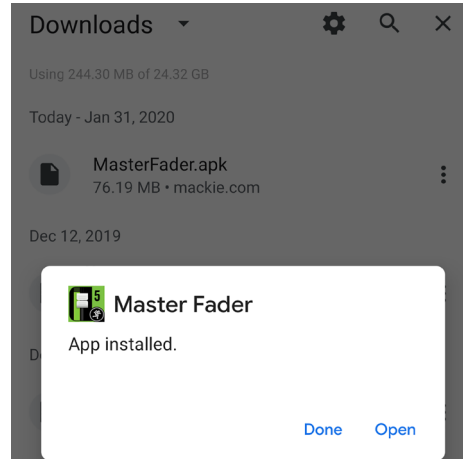
IMPORTANT: If you are typing the link into the device, be sure to type it exactly as seen above, including the capitalized “M” and “F” of “MasterFader”. Otherwise, it will not recognize the link. Your safest bet, though, is to simply click on the link above to begin the process.



3. Once downloaded, a pop-up will appear asking if you want to install the app. That’s why we’re here, so tap ‘Install!’



4. Once installed, a pop-up will appear, letting you know that the app has successfully been installed on your device. From here, feel free to tap ‘Done’ or ‘Open’.



Technical Support

Please contact our splendid Technical Support heroes if you have any questions.

Web: <http://www.mackie.com/support/>

Phone: 800-898-3211
425-487-4333

During normal business hours, Monday-Friday, Pacific Time.